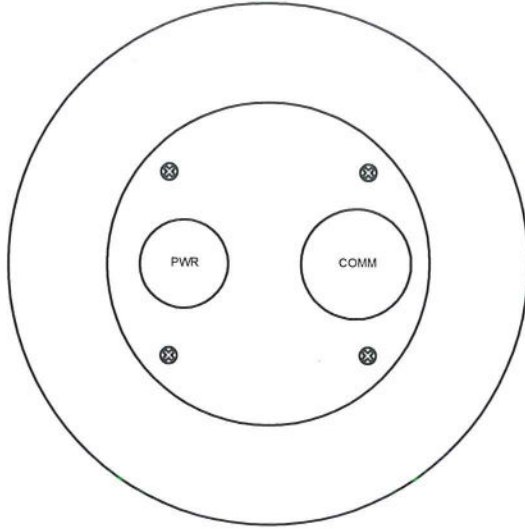


COVER PER SUBMITTAL

6" Dia

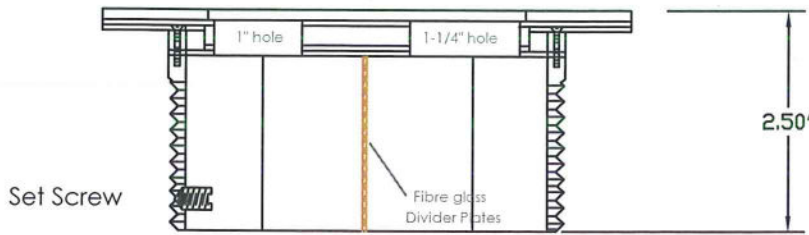
TOP VIEW



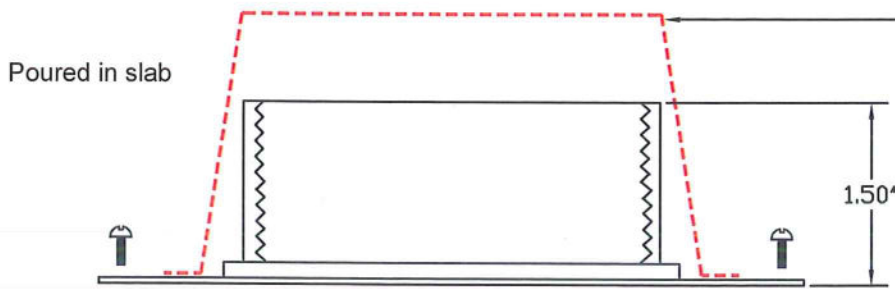
MOI-SLB-SYS-COMM

System Furn Conn outlet
(openings for "pass through" power & or comm cords)

CROSS SECTION

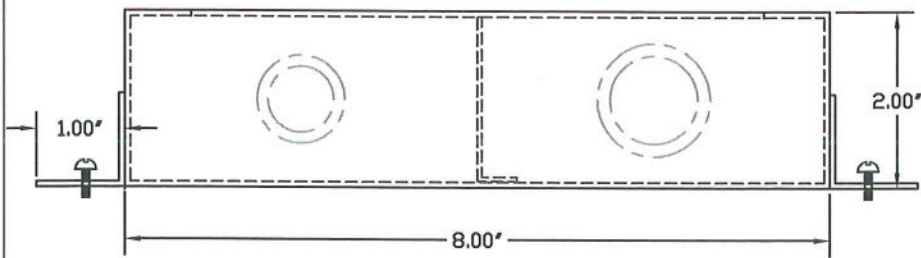


DEVICE MOUNTING BRACKET
C/W THREAD HUB AS SHOWN



PLASTIC CONE

8"x8" SCREW ON COVER (4 CORNERS)
C/W THREAD HUB AS SHOWN
MOUNT +1"min. to 2" max. BELOW NEW TILE



8"x8"x2" STANDARD BOX
WITH CENTRE BARRIER
C/W 2x[1/2-3/4"] k.o's
2x[3/4"-1"] k.o's

ORDERING INFO-(SEE ABBREVIATIONS)

SLAB THICKNESS _____
RECEPT.TYPE/colour _____
DATA MANUF./colour _____
COVER TYPE _____

PROPRIETARY AND CONFIDENTIAL
THE INFORMATION CONTAINED IN THIS DRAWING IS THE SOLE PROPERTY OF NOCOM. ANY REPRODUCTION IN PART OR AS A WHOLE WITHOUT THE WRITTEN PERMISSION OF NOCOM IS PROHIBITED.

		DIMENSIONS ARE IN MM TOLERANCES: ANGLES: ± DEGREE LINEAR: ± MM (UNLESS SPECIFIED)	NAME	DATE	JOB TITLE:
			TJP	10-03-02	
		MATERIAL See Variet table	CHECKED		
			ENG. APPR.		
		FINISH	MFG APPR.		877-537-2019 www.lewelectric.com
			Q.A.		
NEXT ASST	USED ON		COMMENTS:		SIZE A DWG. NO. MOI-SLB-SYS-COMM REV.
APPLICATION		DO NOT SCALE DRAWING	SCALE=N.T.S. WEIGHT:		SHEET 1 OF 1