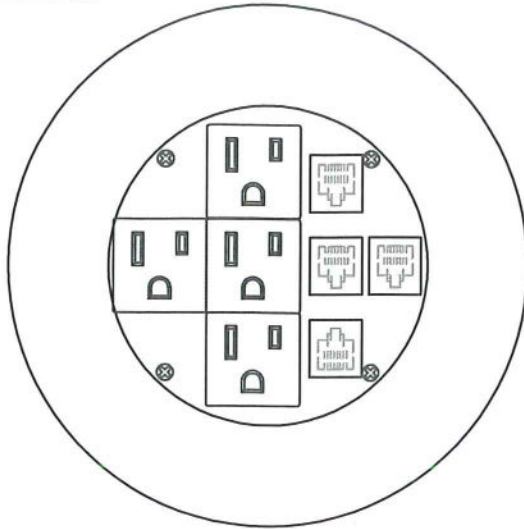


COVER PER SUBMITTAL

6"Dia



TOP VIEW

MOI-SLB-PWR4-COMM4

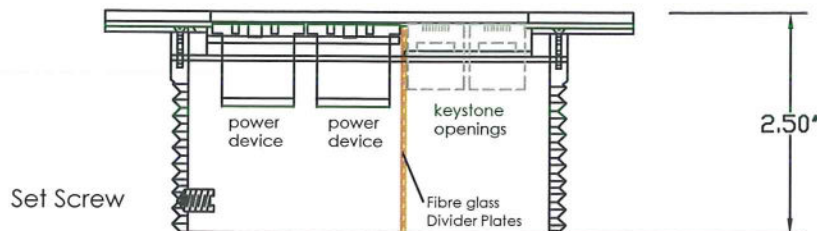
4 openings for single receptacle and 4 openings for COMM jacks (openings suitable for all manufacturers Keystone style jacks) COMM jacks not supplied or installed by Nocom Inc.

NOTE:

Single receptacles shall be 5-15RA.
5-20RA available

CROSS SECTION

DEVICE MOUNTING BRACKET
C/W THREAD HUB AS SHOWN

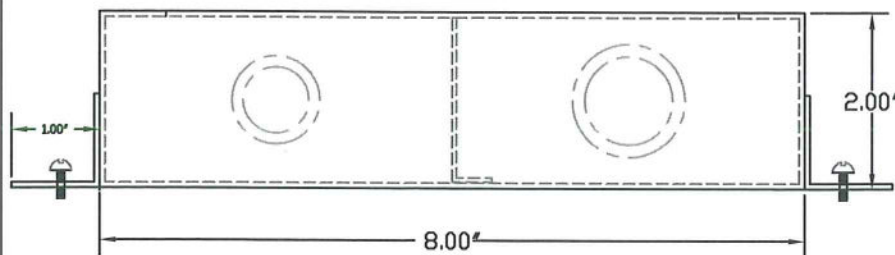


PLASTIC CONE

Poured in slab



8"x8" SCREW ON COVER (4 CORNERS)
C/W THREAD HUB AS SHOWN
MOUNT +1"min. to 2" max.BELOW NEW TILE



8"x8"x2" STANDARD BOX
WITH CENTRE BARRIER
C/W 2x[1/2-3/4"] k.o's
2x[3/4"-1"] k.o's

ORDERING INFO-(SEE ABBREVIATIONS)

SLAB THICKNESS _____
RECEPT.TYPE/colour _____
DATA MANUF./colour _____
COVER TYPE _____

NOTE:

Single receptacles shall be CSA / UL Recognized/Classified or Listed
Keystone style openings, blanks or CSA/UL Recognized/ Classified or Listed comm jacks

PROPRIETARY AND CONFIDENTIAL

THE INFORMATION CONTAINED IN THIS
DRAWING IS THE SOLE PROPERTY OF
NOCOM. ANY REPRODUCTION IN
PART OR AS A WHOLE WITHOUT THE
WRITTEN PERMISSION OF NOCOM
IS PROHIBITED.

		DIMENSIONS ARE IN MM TOLERANCES: ANGLES: ± DEGREE LINEAR: ± MM (UNLESS SPECIFIED)	NAME	DATE	JOB TITLE:	
			DRAWN	TJP		10-03-02
			CHECKED			
			ENG. APPR.			
			MFG APPR.			
			Q.A.			
		COMMENTS:				
NEXT ASST	USED ON					
APPLICATION		DO NOT SCALE DRAWING				

LEW ELECTRIC
FITTINGS COMPANY

877-537-2019 www.lewelectric.com

SIZE A DWG. NO. MOI-SLB-PWR4-COMM4 REV.
SCALE=n.t.s. WEIGHT: SHEET 1 OF 1