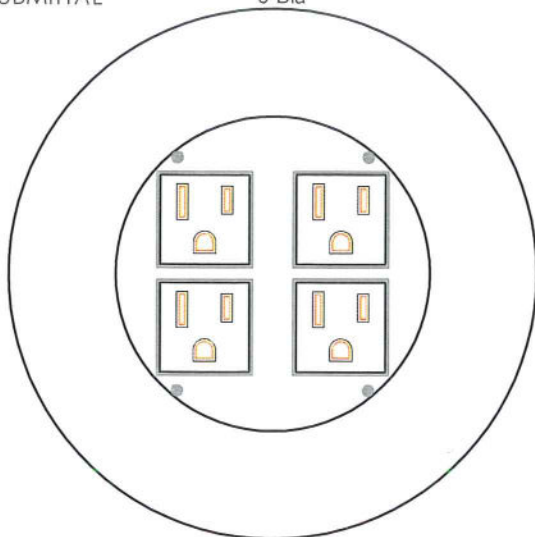


COVER PER SUBMITTAL

6" Dia



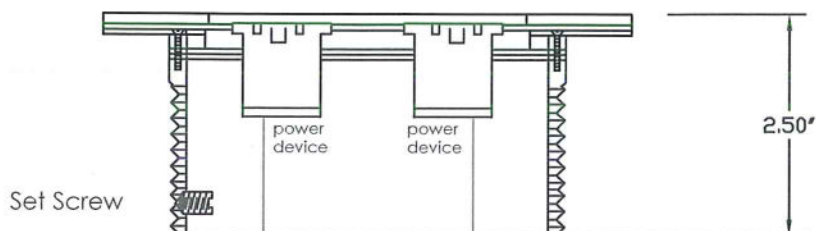
TOP VIEW

**MOI-SLB-PWR4**

4 single receptacles. Black and or white colours available

**NOTE:**Single receptacle shall be 5-15RA.  
5-20RA available.

CROSS SECTION

DEVICE MOUNTING BRACKET  
C/W THREAD HUB AS SHOWN

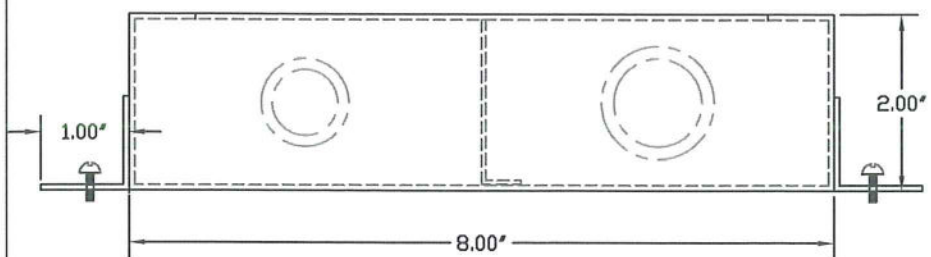
2.50"

Poured in slab



PLASTIC CONE

1.50"

8"x8" SCREW ON COVER (4 CORNERS)  
C/W THREAD HUB AS SHOWN  
MOUNT +1" min. to 2" max. BELOW NEW TILE8"x8"x2" STANDARD BOX  
WITH CENTRE BARRIER  
C/W 2x[1/2-3/4"] k.o's  
2x[3/4-1"] k.o's

2.00"

8.00"

**NOTE:**

Single receptacles shall be CSA / UL Recognized/Classified or Listed

ORDERING INFO-(SEE ABBREVIATIONS)

SLAB THICKNESS

RECEPT.TYPE/colour

DATA MANUF./colour

COVER TYPE

**PROPRIETARY AND CONFIDENTIAL**THE INFORMATION CONTAINED IN THIS  
DRAWING IS THE SOLE PROPERTY OF  
NOCOM. ANY REPRODUCTION IN  
PART OR AS A WHOLE WITHOUT THE  
WRITTEN PERMISSION OF NOCOM  
IS PROHIBITED.

		DIMENSIONS ARE IN MM TOLERANCES: ANGLES: ± DEGREE LINEAR: ± MM (UNLESS SPECIFIED)			
		MATERIAL			
		See Variant table			
		FINISH			
NEXT ASST	USED ON				
APPLICATION		DO NOT SCALE DRAWING			

	NAME	DATE	JOB TITLE:
	TJP	10-03-02	
	CHECKED		
	ENG. APPR.		
	MFG APPR.		
	Q.A.		
	COMMENTS:		



877-537-2019 www.lewelectric.com

SIZE	DWG. NO.	REV.
A	MOI-SLB-PWR4	
SCALE=n.t.s.	WEIGHT:	SHEET 1 OF 1