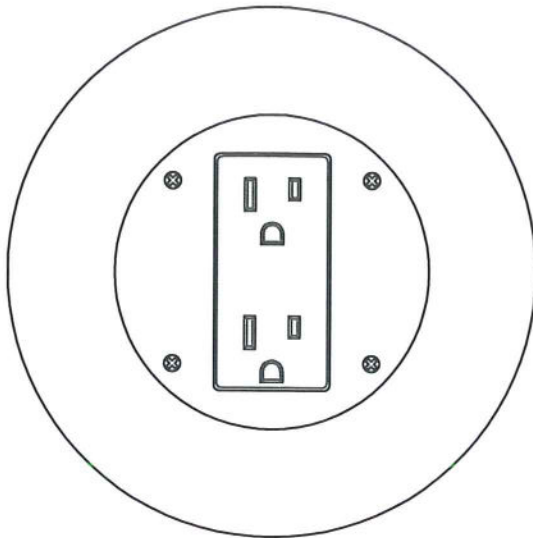


COVER PER SUBMITTAL

6"Dia



TOP VIEW

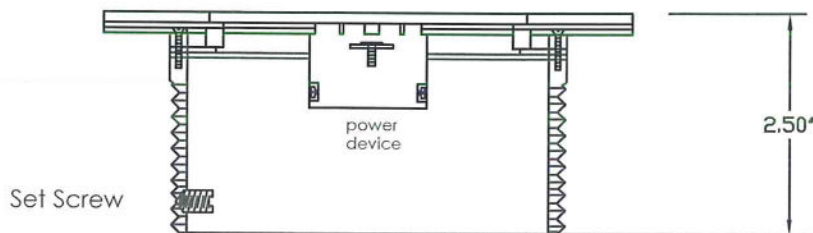
MOI-SLB-DP1

1 decora duplex receptacle

NOTE:

Duplex receptacle shall be 5-15RA.
5-20RA available

CROSS SECTION


DEVICE MOUNTING BRACKET
C/W THREAD HUB AS SHOWN

2.50"

Set Screw

power
device

Poured in slab

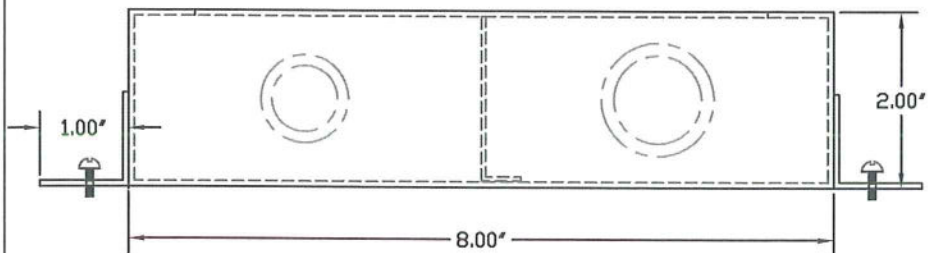


PLASTIC CONE

1.50"

8"x8" SCREW ON COVER (4 CORNERS)
C/W THREAD HUB AS SHOWN

MOUNT +1"min. to 2" max. BELOW NEW TILE

8"x8"x2" STANDARD BOX
WITH CENTRE BARRIER
C/W 2x[1/2-3/4"] k.o's
2x[3/4"-1"] k.o's

NOTE:

Duplex receptacle shall be CSA / UL Recognized/Classified or Listed

ORDERING INFO-(SEE ABBREVIATIONS)

SLAB THICKNESS

RECEPT.TYPE/colour

DATA MANUF./colour

COVER TYPE

PROPRIETARY AND CONFIDENTIAL

THE INFORMATION CONTAINED IN THIS
DRAWING IS THE SOLE PROPERTY OF
NOCOM. ANY REPRODUCTION IN
PART OR AS A WHOLE WITHOUT THE
WRITTEN PERMISSION OF NOCOM
IS PROHIBITED.

		DIMENSIONS ARE IN MM. TOLERANCES: ANGLES: ± DEGREE LINEAR: ± MM (UNLESS SPECIFIED)	
		MATERIAL See Variant table	
		FINISH	
NEXT ASST	USED ON		
APPLICATION		DO NOT SCALE DRAWING	

	NAME	DATE (yy-mm-dd)
DRAWN	TJP	10-03-02
CHECKED		
ENG. APPR.		
MFG APPR.		
Q.A.		

COMMENTS:

JOB TITLE:		
LEW ELECTRIC FITTINGS COMPANY		
877-537-2019 www.lewelectric.com		
SIZE A	DWG. NO. MOI-SLB-DP1	REV.
SCALE:n.t.s.	WEIGHT:	SHEET 1 OF 1