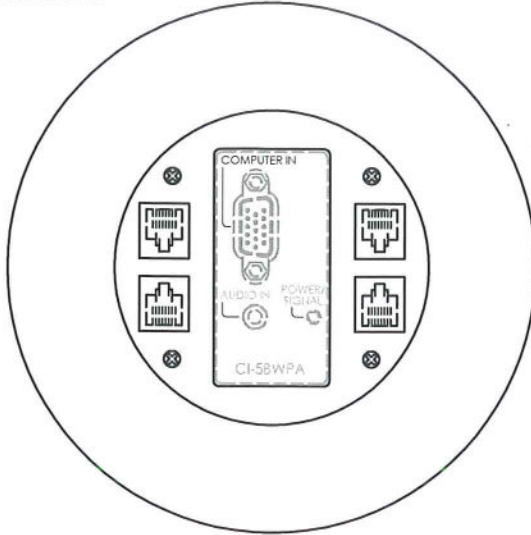


COVER PER SUBMITTAL

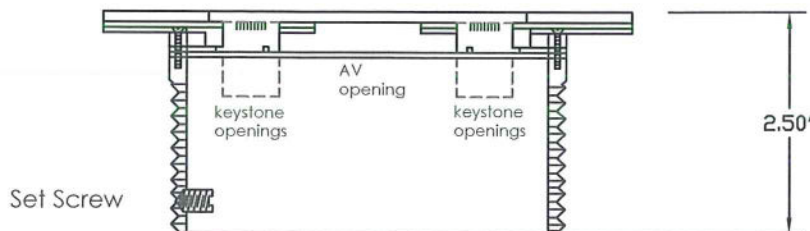
6" Dia



TOP VIEW


MOI-SLB-AV-COMM4

1 decora opening for CI-5BWPA and 4 openings for COMM jacks (openings suitable for all manufacturers Keystone style jacks) CI-5BWPA & COMM jacks not supplied or installed by Nocom Inc.

CROSS SECTION

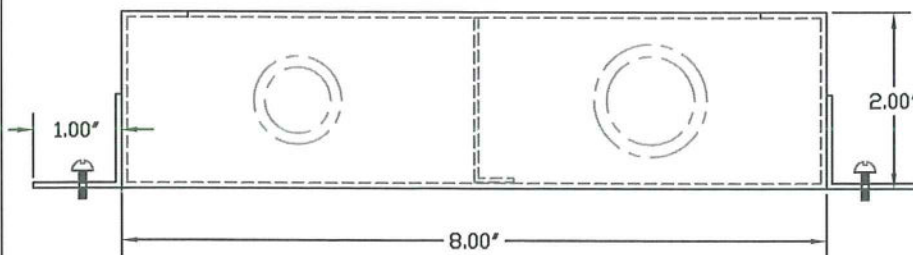
DEVICE MOUNTING BRACKET
C/W THREAD HUB AS SHOWN

Poured in slab



PLASTIC CONE

8"x8" SCREW ON COVER (4 CORNERS)
C/W THREAD HUB AS SHOWN
MOUNT +1"min. to 2" max. BELOW NEW TILE



8"x8"x2" STANDARD BOX
WITH CENTRE BARRIER
C/W 2x[1/2-3/4"] k.o's
2x[3/4"-1"] k.o's

NOTE:

AV device shall be CSA / UL Recognized/Classified or Listed
Keystone style openings, blanks or CSA/UL Recognized/ Classified or Listed comm jacks

ORDERING INFO-(SEE ABBREVIATIONS)

SLAB THICKNESS _____
RECEPTYPE/colour _____
DATA MANUF./colour _____
COVER TYPE _____

PROPRIETARY AND CONFIDENTIAL

THE INFORMATION CONTAINED IN THIS DRAWING IS THE SOLE PROPERTY OF NOCOM. ANY REPRODUCTION IN PART OR AS A WHOLE WITHOUT THE WRITTEN PERMISSION OF NOCOM IS PROHIBITED.

		DIMENSIONS ARE IN MM TOLERANCES: ANGLES: ± DEGREE LINEAR: ± MM (UNLESS SPECIFIED)		NAME	DATE (yy-mm-dd)	JOB TITLE:
			DRAWN	TJP	10-03-02	
			CHECKED			
			ENG. APPR.			
			MFG APPR.			
		MATERIAL	Q.A.			<div>LEW ELECTRIC FITTINGS COMPANY</div> 877-537-2019 www.lewelectric.com
		See Varient table	COMMENTS:			
		FINISH				
NEXT ASST	USED ON					
APPLICATION		DO NOT SCALE DRAWING				

SIZE	DWG. NO.	REV.
A	MOI-SLB-AV-COMM4	
SCALE: n.t.s.		WEIGHT:
		SHEET 1 OF 1